




# Grooming Tools & How to Groom

Level 2

# Curry Combs





Use curry comb to loosen the dirt and hair.

Use on muscled areas in a circular motion.





# Hard Brush

Use on muscled areas to remove dirt and hair loosened by curry comb

Use in the direction the hair grows

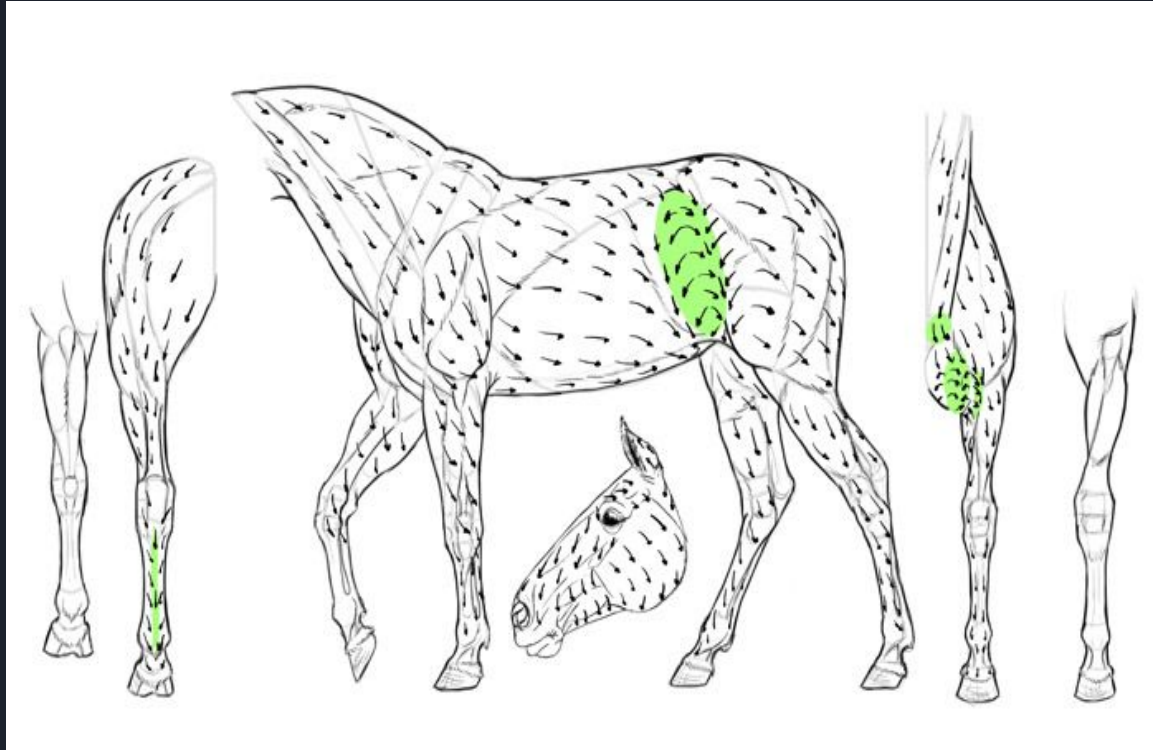
Use a flicking motion

# Hard Brush





When using the hard and soft brushes follow the direction of the arrows below.





## Soft Brush

Use all over the horse's body.

Follow the direction that the hair grows.

Use in a flicking motion.



# Soft Brush



## Hoof Pick

Pick up hoof and support hoof with one hand while picking out dirt with the other hand.


Repeat with each hoof to remove dirt , stones and debris.



# Hoof Pick



# Mane and Tail Combs



Comb mane in downward direction to remove all tangles





## Comb Tail

Spray tail with detangler & let dry.

Hold tail in one hand and stand to the side of the horse.

Start combing at the bottom of the tail and slowly work your way up.

Try your best not to pull any tail hairs out!





## Finishing Touch (optional)

Use a medium to small towel.

Soak in hot water then ring out well.

Use towel all over horse in the direction the horse's hair grows to remove all surface dirt.







## Grooming Demonstration

<https://www.youtube.com/watch?v=Dj03pn6PqMY>