



**EQUICENTER**  
AT THE WILLIAM & MILDRED LEVINE RANCH

# Horse Teeth

Level 2

Horses have teeth that continue to grow until they are in their senior years. They naturally grind them down while they eat.



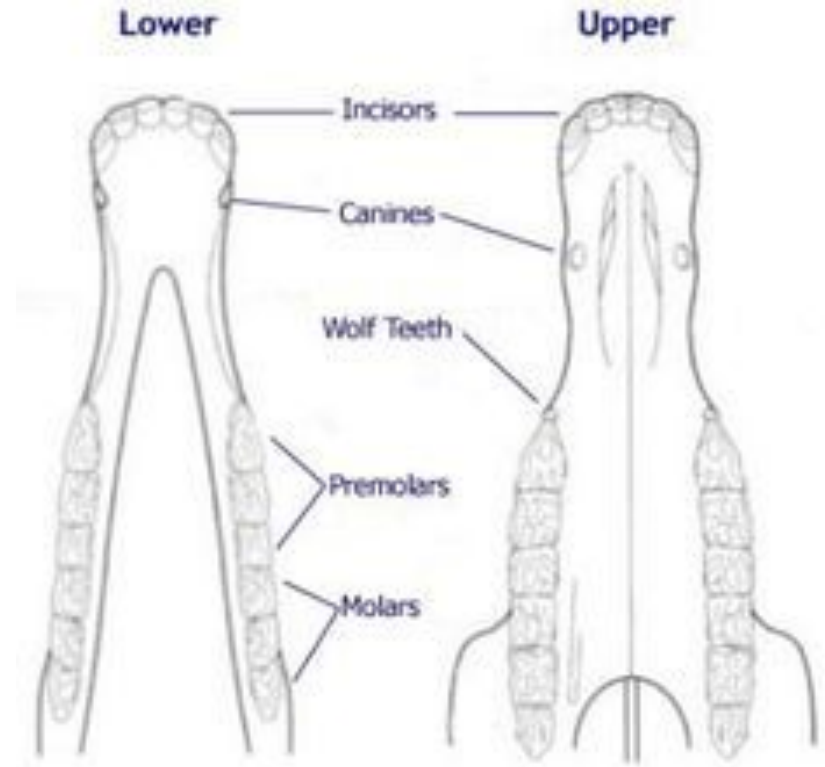
The photo shows the roots on the horse's teeth. It also shows the location of the teeth in the mouth. Notice the space where there are not teeth. That is where the bit goes in the mouth.



Horses have 2 sets of teeth just like humans.

They start to loose their baby teeth around their 2nd birthday.

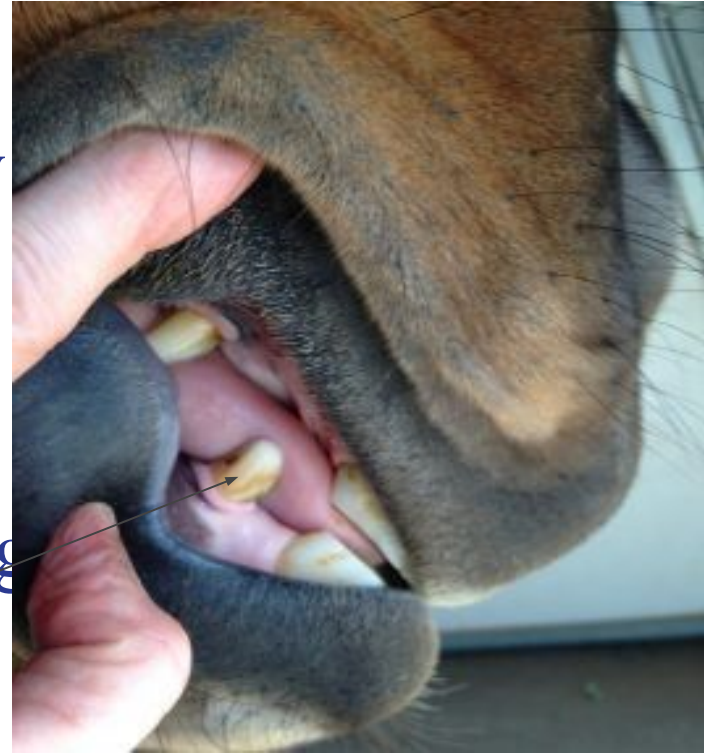
By the time they are 5 they will have all their adult teeth.



Mares tend to have 36 teeth and male horses (Geldings or Stallions) usually have 40 teeth.

Mares do not always have canine teeth. These teeth are used for fighting

Canine tooth.



Once a year the vet comes to examine and float the horse's teeth.

The horse is sedated so they remain still and calm while their teeth are floated.

A Speculum is used to hold the mouth open while the vet works on the teeth.



# Annual Dentals

**Sedate, prepare and rinse**



<https://www.youtube.com/watch?v=hLSHPBWqCY0>

**Examination**



<https://www.youtube.com/watch?v=hQGpUskbpII>

As the horse eats they use a grinding motion which can cause their teeth to become jagged and sharp in spots.

Floating is a process to smooth down those sharp edges.






## Hand Rasps



## Electric Rasp



Either type of rasp can be used for floating the teeth.

# Floating aka Filing



<https://www.youtube.com/watch?v=ik9u13xMRoA>