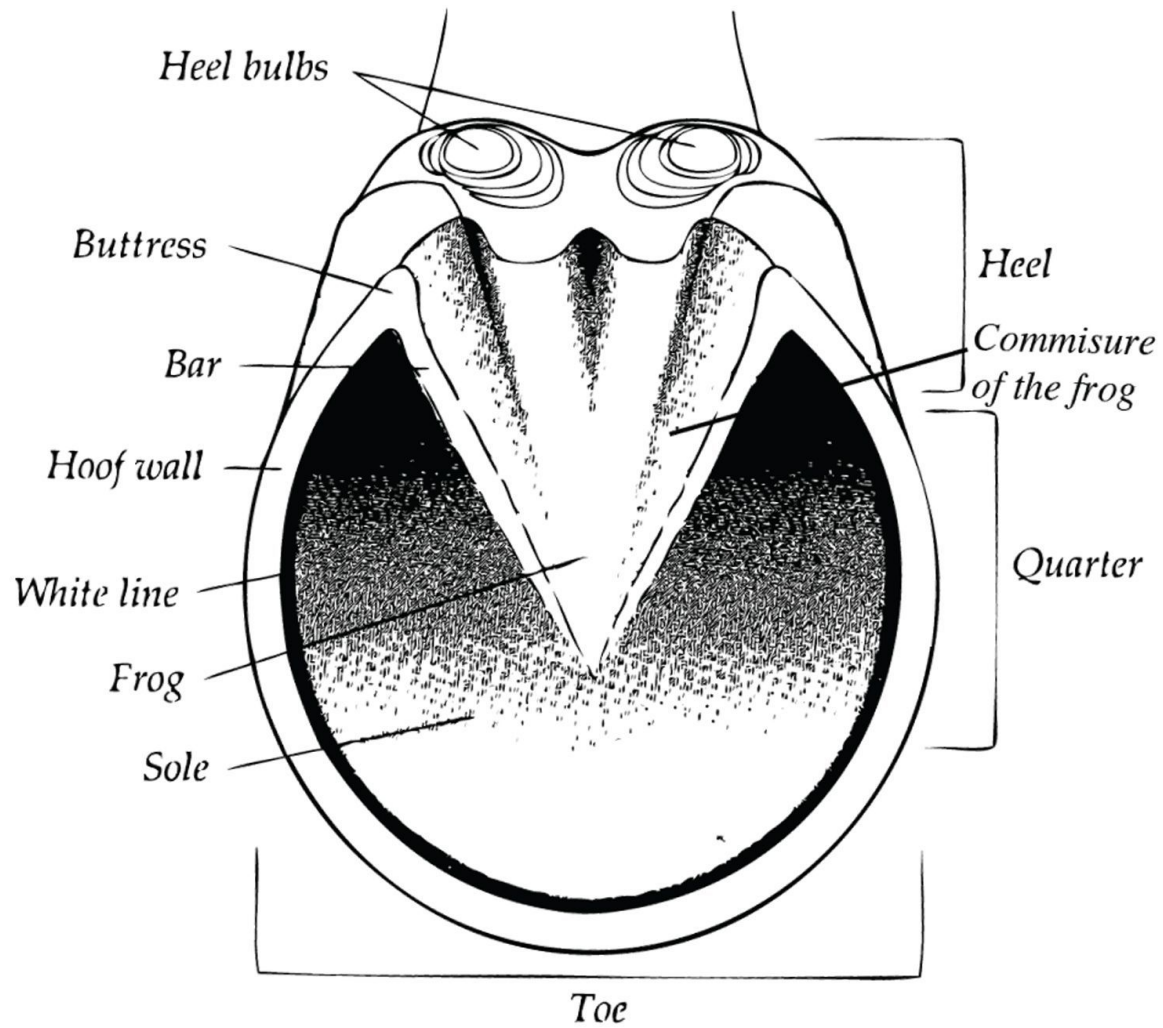


# The Hoof

*Level 3*





Correct



Too much angle



Too straight

**The Horse's hoof is made out of a tough protein called Keratin. Human fingernails and hair are made of keratin as well.**

**The hoof grows and needs to be trimmed every 4-8 weeks depending on the season and horse.**

**The farrier is a person who trims horses hooves and puts shoes on if they are needed.**

—



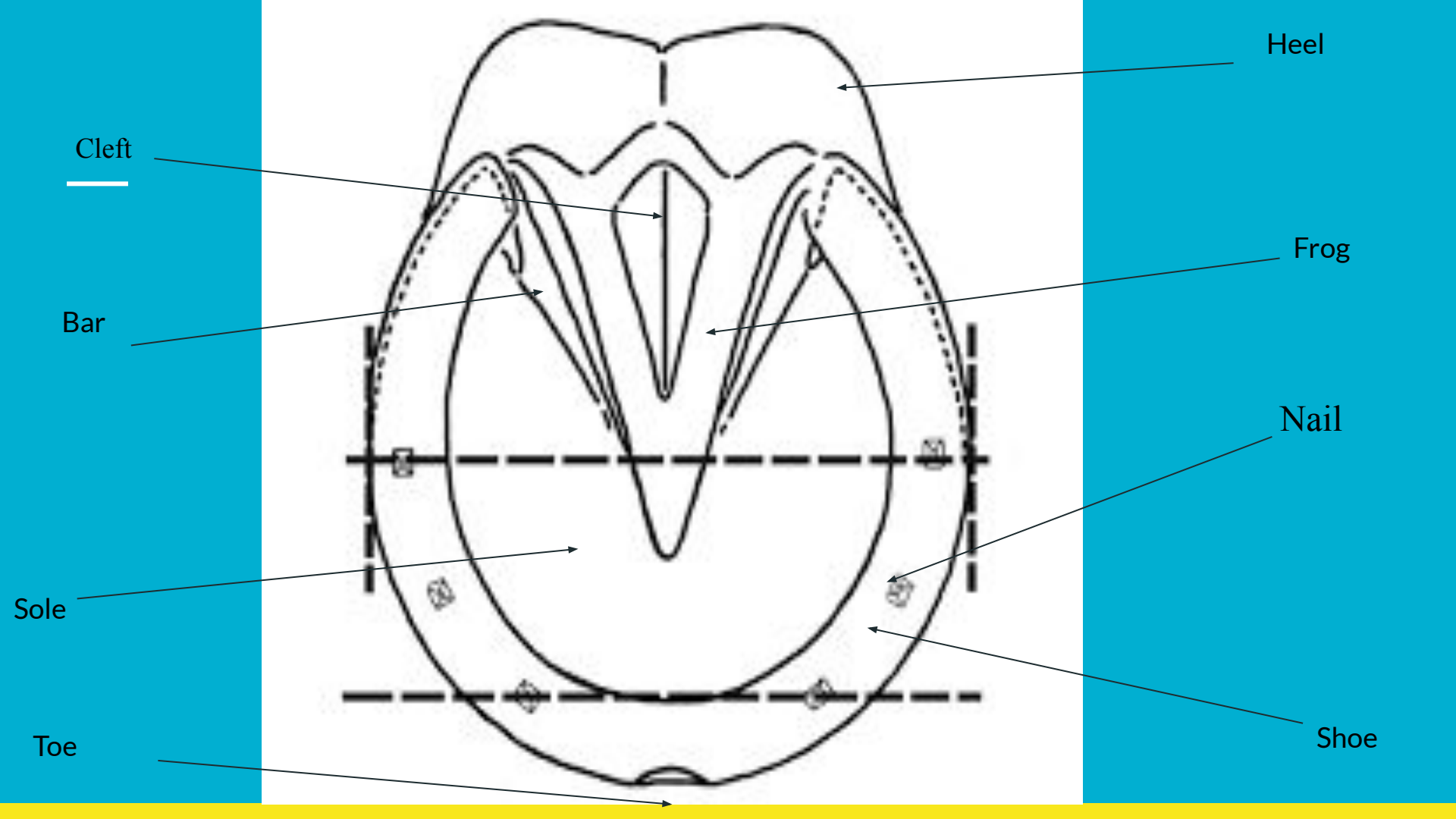


Wall

Clinches

Clip

Shoe



---

## HORSESHOEING RUBY



[https://www.youtube.com/watch?time\\_continue=1&v=P\\_aDrH\\_gxs4&feature=emb\\_logo](https://www.youtube.com/watch?time_continue=1&v=P_aDrH_gxs4&feature=emb_logo)



**If the horse doesn't need shoes then he is considered barefoot.**

---

**Whether the horse has shoes or not, the hoof should be cleaned out of dirt, debris and stones almost everyday to prevent thrush and abscesses from forming.**

# Thrush – What is it?

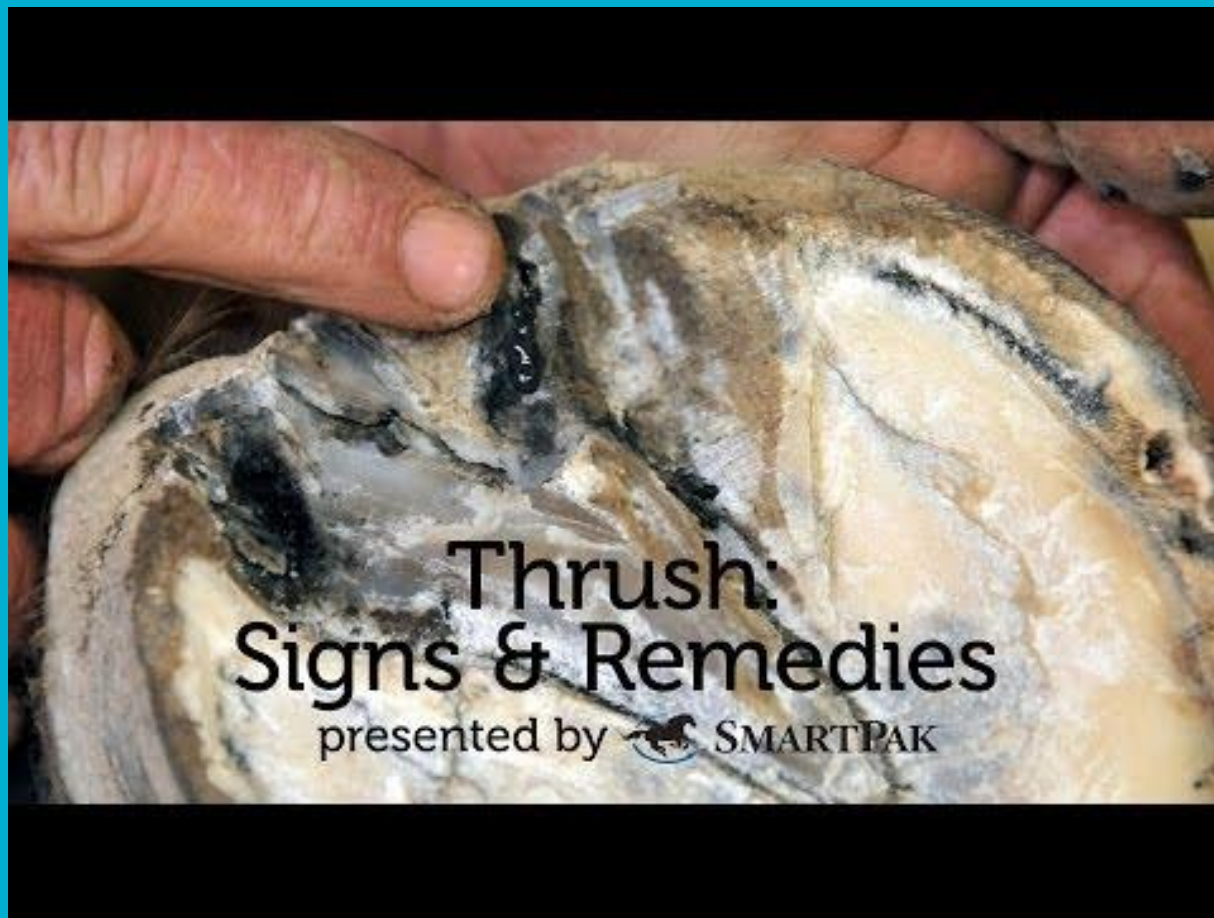
Thrush is an infection of the frog of the hoof and of the grooves (sulci) on either side of the frog causing a thick, black, smelly discharge. Once thought to be caused by a wet and dirty environment, experts now believe certain factors contribute to the development of thrush even in the cleanest situations. The horse's hoof design and movement in action provide a natural cleaning mechanism. However, abnormal hoof shape, improper trimming, insufficient exercise, chronic lameness, poor diet and poor circulation can all disrupt the natural cleaning mechanism and allow infection to set in.



# What can be done about thrush?

The infected hoof should be picked, cleaned and medicated as recommended by the veterinarian or farrier. There are several products available to help treat Thrush, however; unless the underlying cause of the Thrush is diagnosed and corrected, it will return. The hoof should be balanced as much as possible, the horse should be turned out as well as worked, and any causes of chronic lameness should be treated.





[https://www.youtube.com/watch?time\\_continue=1&v=QM2UKX3KUgg&feature=emb\\_logo](https://www.youtube.com/watch?time_continue=1&v=QM2UKX3KUgg&feature=emb_logo)

# Abscess -What is it?

---

A hoof abscess occurs when bacteria and debris gain entry into the hoof. The body's response is to send cells and enzymes to the area, forming a purulent material. As the purulent material accumulates, it builds up pressure under the hoof.



# What can be done about an abscess?

---

Draining (with warm epsom salt baths), bandaging (with epsom salt poultice or ichthammol) and keeping the hoof clean are key to treating an abscess. It may take a week to several weeks for the abscess to heal depending on the infection. Routine hoof care and keeping your horse's area clean can prevent abscesses.





# Horse Hoof Abscesses

presented by  SMARTPAK